




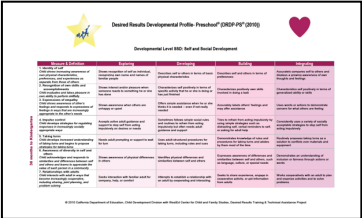







DRDP-K[©] Tool Kit

Item	Support materials to create or purchase	What is it?	When to use it
	<p>Anecdotal Records (Can be written on paper, post its, or index cards)</p>	<p>Brief description of a child's actions or responses including direct quotes</p>	<p>Throughout the daily routine</p>
	<p>Annotated Photographs</p>	<p>Photos taken while in action with a short caption that provides information that the photo does not show (e.g., a quote from the child).</p>	<ul style="list-style-type: none"> • Making portfolios • Bulletin board displays • During parent conferences • Children's books
	<p>Checklist Form Class List Log Participation Checklists</p>	<p>Alphabet and numerical record sheets to record brief information on each child; list for marking behavior, skills and knowledge as 'yes' or 'no.'</p>	<ul style="list-style-type: none"> • Number sense • Letter & Word Knowledge • Phonological Awareness
	<p>Portfolio www.drdpapp.org</p>	<p>Purposeful, thoughtful collection evidencing the child's learning over time; may include photos, notes, work samples</p>	<ul style="list-style-type: none"> • Throughout the year • Parent conferences • Assessment evidence
	<p>Camera/ Tablet</p>	<p>Digital recording device for capturing and documenting children's candid behavior</p>	<ul style="list-style-type: none"> • During actual activities • Duplicating work samples or temporary structures, e.g., sand castles, block structures
	<p>Reflective Journal</p>	<p>Private diary with personal reflections</p>	<ul style="list-style-type: none"> • Thoughts • Expressions of feelings • Emotions • Self-examination
	<p>DRDP-K Web Site</p>	<p>DRDP-K Web Site www.drdpk.org</p>	<p>Get up-to-date information about the DRDP-K as well as resources and required forms.</p> <ul style="list-style-type: none"> •
	<p>Users' Guide portion of the DRDP-K Instrument</p>	<p>Front pages of the instrument that provide information on how to use the DRDP-K instrument.</p>	<p>To learn about the contents and procedures for using DRDP-K.</p> <ul style="list-style-type: none"> • The User's Guide has valuable information.

Item	Resources from the DRDP–K© Web Site	What is it?	When to use it
	<p>DRDP Online©</p>	<p>A server hosted, Web-based data entry system for the DRDP–K.</p>	<p>Provides reports on individual children, small groups, and a whole class.</p> <p>Use reports to develop lesson plans.</p>
	<p>DRDP–K Mini Measures</p>	<p>Pocket size version of measures and developmental levels.</p>	<p>Assists in recalling the measures of the DRDP–K while observing children</p>
	<p>Work Sample Checklists</p>	<p>Samples of notes, photos, work samples, etc.</p>	<p>Utilize to see what types of evidence you can collect.</p>
	<p>Open-Ended Question Cards</p>	<p>When used by adults, open ended questions can provide additional information and an anecdotal note.</p>	<p>Print these open-ended questions on card stock, cut apart, and put on a ring. Carry in pocket as a handy reference.</p>
	<p>DRDP–K Anecdotal Notes Organize</p>	<p>Use to organize your anecdotal notes (e.g., if you've taken various notes on Post-its, sort them by sticking them on the corresponding page).</p>	<p>Print this out, and use as one way to organize your anecdotal notes.</p>
	<p>DRDP–K Wall Chart</p>	<p>This at-a-glance document shows the measure, definition, and descriptor.</p>	<p>Print this out and put it in a prominent place to become familiar with the instrument by reading a measure or two each day.</p>
	<p>DRDP–K Observation Worksheet</p>	<p>Use to write your notes directly on the corresponding page for each of the measures. There is also more space to add a picture.</p>	<p>Print this out and use it as a guide for observation notes that need to be written.</p>

Item	Resources from the DRDP–K© Web Site	What is it?	When to use it
	<p>Watch Me Grow (All ages available)</p>	<p>One page document that has space for a photo and anecdotal note at the top. The bottom of the page lists all the measures to be checked off.</p>	<p>A simple way to document children’s growth that can be a part of the portfolio or anecdotal note organizer.</p>
	<p>Practicing Observation with Video Examples</p>	<p>Samples of video providing the opportunity to write anecdotal notes and find the corresponding measures.</p>	<p>Gives opportunity to write anecdotal notes and to see what the corresponding measures are for those notes.</p>
	<p>Documentation Record Sheet</p>	<p>Use as a checklist to check off at-a-glance types of evidence if you have enough evidence to rate the measures (notes, photos, work samples, check list, etc.)</p>	<p>An at-a-glance record by date or tally of the various pieces of evidence collected.</p>
	<p>Planning for additional evidence</p>	<p>If missing evidence for certain measures, this document can help outline a plan for obtaining missing evidence.</p>	<p>Print and complete to plan when and how missing pieces of evidence are to be obtained.</p>